

# Prepare yourself for changes


## Additional RfRs from 1 January 2012

The 2012 Inspection Manual has been available online since September, giving you plenty of time to have browsed through it and made yourself familiar with the changes.

Additional Reasons for Rejection (RfRs) for existing testable components will be ready for full use from 1 January 2012. But defects found in completely new testable components (such as electrical wiring and Supplementary Restraint Systems) will be advisory for the first few months.

The following guide is intended to help testers to understand when particular changes will come into effect, although readers should note that details of the vehicles to which these RfRs apply are in the Inspection Manual.

### SECTION 1: Lamps, Reflectors and Electrical Equipment

- Registration plate lamp(s) and the front and rear position lamps not illuminating with a single operation of the switch.  For applicable Class 5 vehicles, this includes end outline marker lamps.
- All lamps, other than headlamps, having less than 50% of the light sources illuminating.
- All lamps not being visible from a reasonable distance due to products on the light lens or source.
- Hazard warning lamps not fitted, or inoperative.
- Headlamp beam image is clearly incorrect.

### SECTION 2: Steering and Suspension


- Steering and suspension ball joint dust covers not preventing the ingress of dirt etc.
- Any inappropriate repair or modification to steering linkage, power steering or suspension components.
- A steering lock stop missing where one was fitted as standard.
- A significant oil leak from a steering box.
- Power steering: fluid level below minimum (where visible); pipes and hoses damaged, corroded or fouling; components fouling or misaligned on external power steering systems.
- **Any** drive shaft support bearing excessively worn or a coupling gaiter missing or no longer preventing the ingress of dirt etc.

### SECTION 3: Brakes


- A parking brake control missing or insecure.
- Any inappropriate repair or modification to a parking or service brake control or a mechanical brake component.
- ABS system component obviously missing, excessively damaged, inappropriately repaired or modified.
- ABS wiring excessively damaged.
- A brake cable, rod or clevis joint insecure.
- Any inappropriate repairs or modification to a braking system component.
- Load sensing valve seized, inoperative, function impaired or incorrectly adjusted.
- Air brake actuator dust cover missing or no longer preventing the ingress of dirt etc.
- Vehicle deviating excessively from a straight line during decelerometer parking brake efficiency check.

### SECTION 6: Vehicle Structure, Body and General Items

- The driver's seat fore and aft adjustment mechanism not functioning as intended.
- A passenger door cannot be opened from outside the vehicle using the relevant control.
- A door hinge, catch or pillar missing, insecure or deteriorated to the extent that a door cannot be readily opened or closed.
- Vehicle Identification Number incomplete.
- A towbar assembly inappropriately repaired or modified.


 Class 5 window, screen or partition missing.

### SECTION 7: Exhaust, Fuel and Emissions

- A catalytic converter missing where one was fitted as standard. (Vehicles subject to a full cat test only.)
-  Exhaust tailpipe positioned so that fumes are likely to enter the driver's or passenger area.
- A fuel pipe or hose excessively chafed or damaged.

### SECTION 9: Tricycle and Quadricycle Testing

- Handlebars or fork yokes excessively deformed or inappropriately repaired or modified.
- A service brake control missing or its mounting retaining or locking device missing or insecure.

 Relates to Class 5 vehicles only.

# Preparation for the MOT test

## New RfRs from April/May 2012

### SECTION 1: Lamps, Reflectors and Electrical Equipment

- Headlamp levelling or cleaning device inoperative or obviously defective (LED or HID headlamps only).
- The 'tell-tale' does not illuminate when main beam is selected.
- A battery insecure or leaking electrolyte.
- Electrical wiring insecure or inadequately supported, or its insulation excessively damaged or deteriorated.
- A trailer electrical socket insecure or damaged, or deteriorated to the extent that the connecting lead could not be securely connected.
- A trailer 13-pin Euro socket not operating the trailer lamps as intended.

### SECTION 2: Steering and Suspension

- A steering lock mechanism missing, inadvertently engaging or inoperative.
- An electronic steering lock malfunction warning displayed.
- An electronic power steering malfunction indicator lamp indicates a failure in the system.

### SECTION 3: Brakes

- Electronic parking brake (EPB) warning indicates a malfunction.
- Electronic Stability Control (ESC) component obviously missing, excessively damaged or inappropriately repaired or modified.
- ESC wiring excessively damaged.
- ESC warning lamp missing, not working or indicating a fault.
- ESC switch insecure or faulty.
- A brake slack adjuster defective or incorrectly installed.
- A brake fluid warning lamp illuminated or inoperative.
- 🚗5 Electronic Braking System (EBS) warning device missing, inoperative or indicating a fault.

### SECTION 4: Tyres

- A tyre pressure monitoring system (TPMS) warning lamp inoperative or indicating a fault in the system.

### SECTION 5: Seat Belts and Supplementary Restraint Systems (SRSs)

- An airbag missing or obviously defective.
- An SRS malfunction indicator lamp operative or indicating a system malfunction.
- A seat belt load limiter or pre-tensioner missing or obviously deployed.

### SECTION 6: Vehicle Structure, Body and General Items

- An engine mounting missing or seriously deteriorated resulting in excessive movement.
- An engine mounting bracket missing, insecure, fractured or damaged so that it is likely to fail.
- A speedometer not fitted, cannot be illuminated, incomplete or dial glass broken or missing.
- 🚗5 An entrance or exit step or its anti-slip provision insecure, or in such a condition that it is likely to be a trip hazard or cause injury, or a retractable step not operating correctly.
- 🚗5 A stair missing.
- 🚗5 A stair or its anti-slip provision insecure, or in such a condition that it is likely to be a trip hazard or cause injury.
- 🚗5 A passenger entrance or exit door in such a condition that its function is impaired, it is likely to cause injury or its emergency or remote control is inoperative.
- 🚗5 A passenger 'door open' warning device inoperative.
- 🚗5 A missing 'break glass' emergency exit hammer.
- 🚗5 A missing or illegible emergency exit sign.

